



# Nexus 360

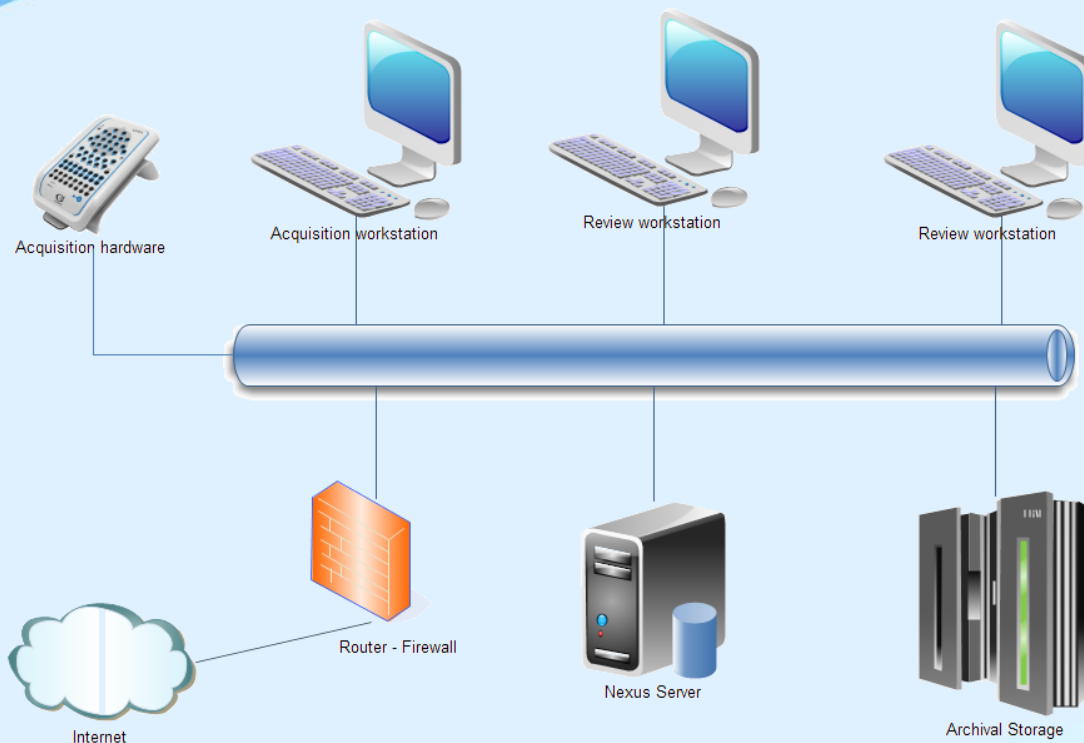
Universal access

# History

- Compumedics founded in 1986
- Listed on the Australian Stock Exchange
- Specialises in EEG clinical and research as well as PSG diagnostics
- Introduced the first integrated laboratory management system in 2000 for Sleep and EEG laboratories

# Nexus

Typical Nexus Installation



- 2000+ sites around the world
- In lab network with server and storage local
- Customer managed

# Nexus

- Complete data management solution
- Workflow integration
- Automatic archiving
- Searchable statistics and reports
- Complete access to any PC on the Nexus network

# Nexus

- Based on conventional IT approaches and infrastructure
- Significantly improved the productivity of the EEG/Sleep laboratory
- Can provide reach but needs IT expertise
- Still significant overhead in maintenance and archiving

# Nexus360

- Built on the proven platform of Nexus with over 15 years of customer use and thousands of users
- Extends Nexus to provide a full web based interface
- Allows for Nexus and study access on a variety of devices including PC's, Phones (iOS and android), Tablets
- Provides enhanced study access and security



# Nexus360

There are two deployment models that can be used depending on your requirements

# Nexus360 - deployment

## Cloud

Cloud based. In this model Nexus360 is fully hosted in the cloud and provided and managed by Compumedics

- No investment in hardware or software required
- Fully maintained
- Only pay for what you use
- Data lives in the cloud in a secured environment with scalable archiving



# Nexus360 - deployment

## On Premises

In this model Nexus360 can be added to an existing Nexus server and network.

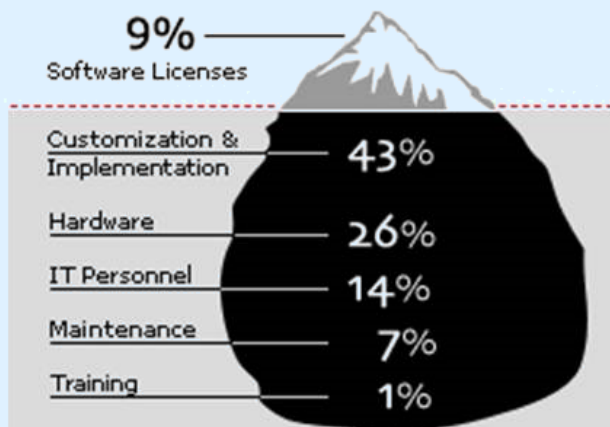
- All data lives on the local network (may be a hospital policy)
- In house performance and user experience is preserved
- Still provides remote reach and platform independence both in house and remotely (remote experience determined by internet connection)
- Software and system is still maintained by Compumedics remotely

# Nexus360 - deployment




# Nexus360 - deployment

## On-Premises



- Ongoing IT workload
- Fixes, Patches
- Maintenance & upgrades:
  - Hardware
  - Network
- Downtime
- Performance tuning
- Rewrite customizations
- Rewrite integrations
- Upgrade dependent applications
- Disaster recovery
- Security
- Database

## On-Demand




- Subscription fee
- Training
- Configuration

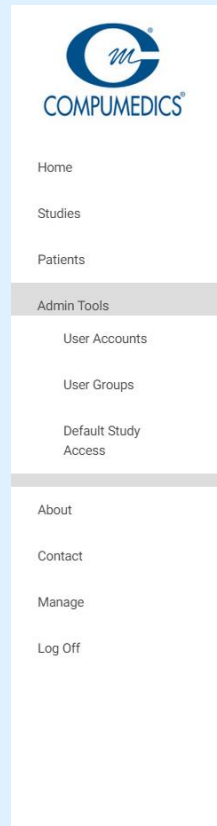
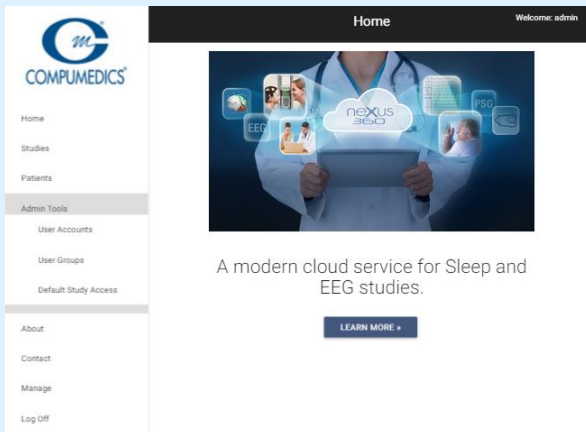
# Nexus360

Platform independent

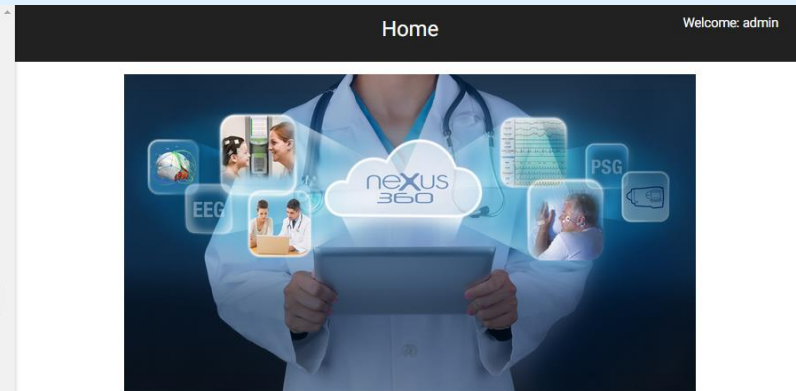
Phone



Tablet



PC



A modern cloud service for Sleep and EEG studies.

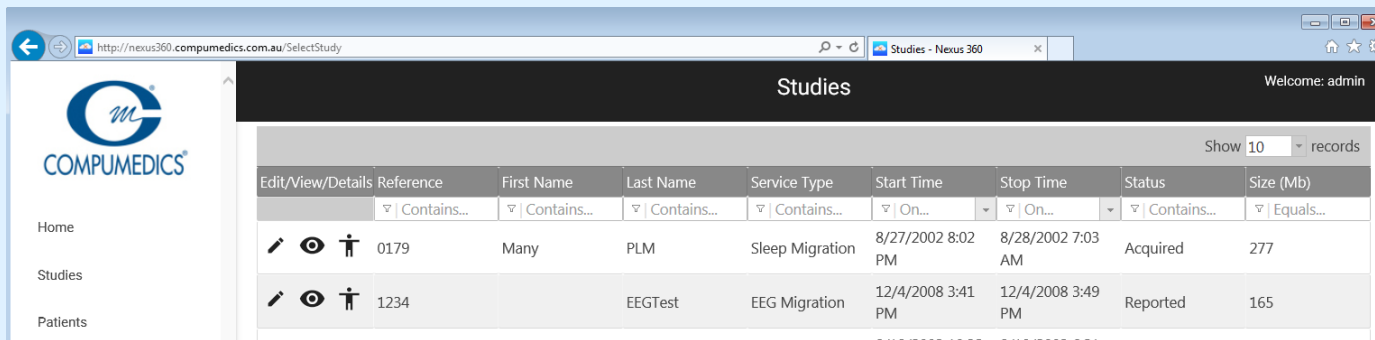
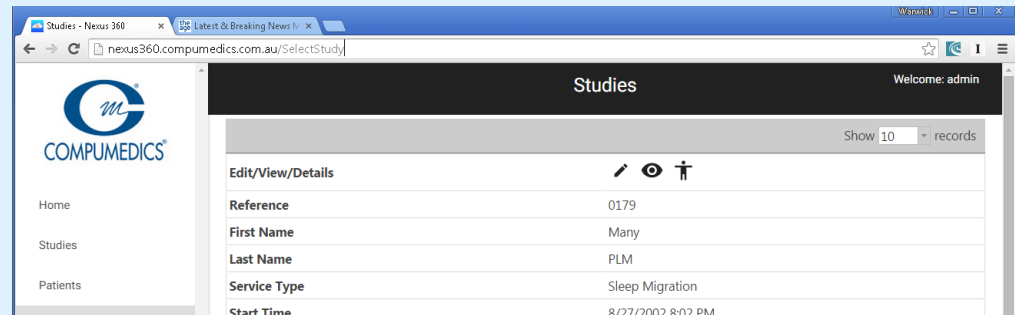
[LEARN MORE »](#)



# Nexus 360

## Browser Independent

- Internet Explorer
- Chrome
- Firefox
- Safari



# Nexus360

Location independent

- As long as you have a browser and an internet connection you have access



# Nexus360 - Patients

Patients - Nexus 360

nexus360.compumedics.com.au/PatientGrid

COMPUMEDICS®

Home

Studies

Patients

Admin Tools

User Accounts

User Groups

Default Study Access

About

Contact

Manage

Patients

Welcome: admin

Show 10 records

Edit	Reference	Title	First Name	Last Name	Gender	Date of Birth
	▽ Contains...	▽ Contains...	▽ Contains...	▽ Contains...	▽ Contains...	▽ On...
✎	0179		Many	PLM	??	10/11/1928
✎	123			Test		12/4/2014
✎	1234			EEGTest		
✎	55-3503SG			TcCO2 and CPAP	??	10/17/1932
✎	cmp123		John	Dode	M	
✎	dodgy	Mr	Bro	Dodgy	Male	
✎	JB123	Mr	Joe	Bloggs	Male	12/4/1980
✎	Sample		Sample	Siesta		

1 - 8 of 8 records

ADD PATIENT

# Nexus360 - Patients

- Presents the same information as Nexus patient application

Edit Patient

Welcome: admin

Patient

Insurance

Notes

Studies

Documents

URN 0179

Creation Date 10/23/2014 12:32:10 AM

Title

First Name

Many

Middle Name

Last Name

PLM

Date of Birth

Gender

10/11/1928

Unknown

Religion

Marital Status

Unknown

Race

Occupation

Other Notes

Street

City

Region

Post Code

Country

Home Phone

Work Phone

Mobile Phone

Email

Allergies

# Nexus360 - Studies

Welcome: admin

Studies

Show 10 records

Edit/View/Deta...	Reference	First Name	Last Name	Service Type	Start Time	Stop Time	Status	Size (Mb)
	▽   Contains...	▽   Contains...	▽   Contains...	▽   Contains...	▽   On...	▽   On...	▽   Contains...	▽   Equals...
	0179	Many	PLM	Sleep Migration	8/27/2002 8:02 PM	8/28/2002 7:03 AM	Acquired	277
	1234		EEGTest	EEG Migration	12/4/2008 3:41 PM	12/4/2008 3:49 PM	Reported	
	55-3503SG		TcCO2 and CPAP	Sleep Migration	8/18/2003 10:32 PM	8/19/2003 6:21 AM	Preliminary	
	Sample	Sample	Siesta	EEG Migration	3/16/2015 11:16 AM	3/16/2015 6:42 PM	Reported	

1 - 4 of 4 records

CREATE STUDY

First Name	Last Name
▽   Contains...	▽   Contains...
Clear Filter	
Aa Starts with	
aA Ends with	
<input checked="" type="checkbox"/> Contains	
<input type="checkbox"/> Does not contain	
= Equals	
≠ Does not equal	
Sample	Siesta

# Nexus360 - Studies

- Provides the same information as the Nexus service details application
- User definable fields and customisable layout

STUDY ACCESS		DELETE STUDY	
		Service	Test Documents
Patient URN		First Name	
0179		Many	
Last Name		Gender	
PLM		??	
Age		Date of Birth	
73		10/11/1928	
Service Type		Study Status	
Sleep Migration		Acquired	
		Date Created	
		8/27/2002 8:02:45 PM	
Acquisition Started		Acquisition Stopped	
8/27/2002 8:02:45 PM		8/28/2002 7:03:29 AM	
Site		Requesting Physician	
Referring Physician		Invoice Number	
		PreDiagnosis	
Encounter No		Weight (kg)	
		75.5004	

# Nexus360 – Patient and study

The screenshot displays the 'Edit Patient' interface in the Nexus360 system. At the top, a dark header bar contains a hamburger menu icon on the left, the title 'Edit Patient' in the center, and 'Welcome: admin' on the right. Below the header is a horizontal navigation bar with tabs for 'Patient', 'Insurance', 'Notes', 'Studies', and 'Documents'. The 'Documents' tab is currently selected. The main content area shows a table of documents with columns for 'Open | Edit | Delete', 'Title', 'Created', and 'Notes'. Two document entries are visible: one titled 'test' created on 4/14/2015 at 7:07:45 AM with the note 'test test again', and another titled 'xml' created on 4/15/2015 at 2:26:26 AM with the note 'example log file in xml format'. Each entry has icons for opening, editing, and deleting. At the bottom of the interface are three buttons: a green 'ADD DOCUMENT' button, and two dark blue buttons labeled 'SAVE' and 'BACK TO LIST'.

- Can add arbitrary documents at the patient and study level just like Nexus
- Click on the view document to open in the browser



- Full browser based viewing of PSG study data





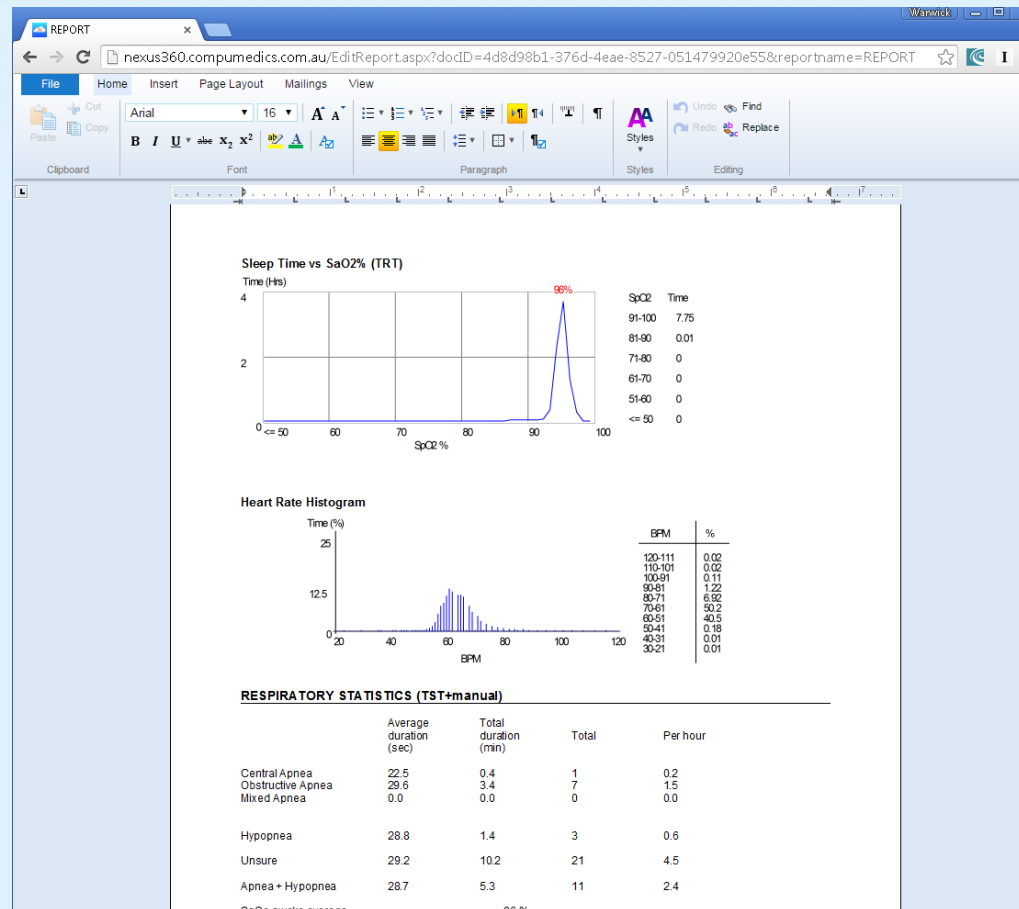
# Nexus360 – Sleep web view

- View study log
- View summary
- View configuration
- Edit events and sleep stages
- Run automatic analysis

# Nexus360 – PSG web Report

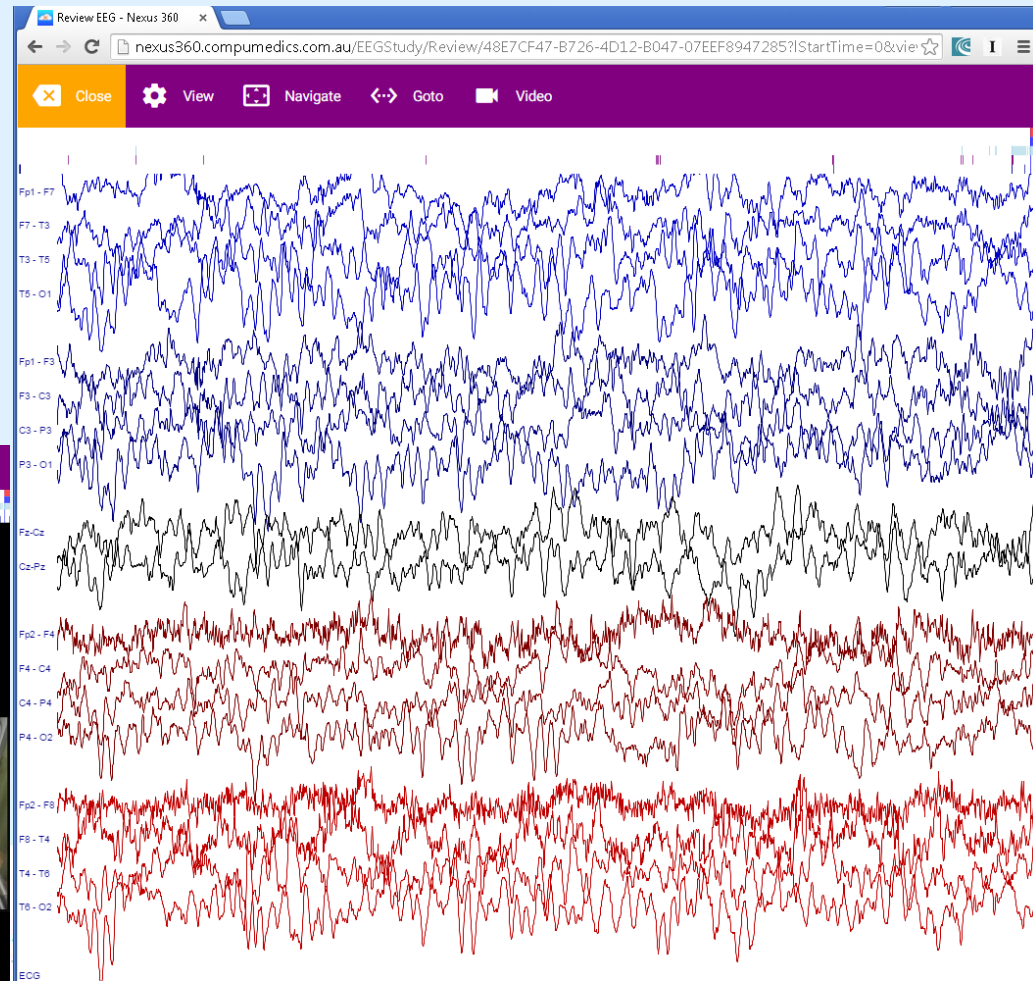
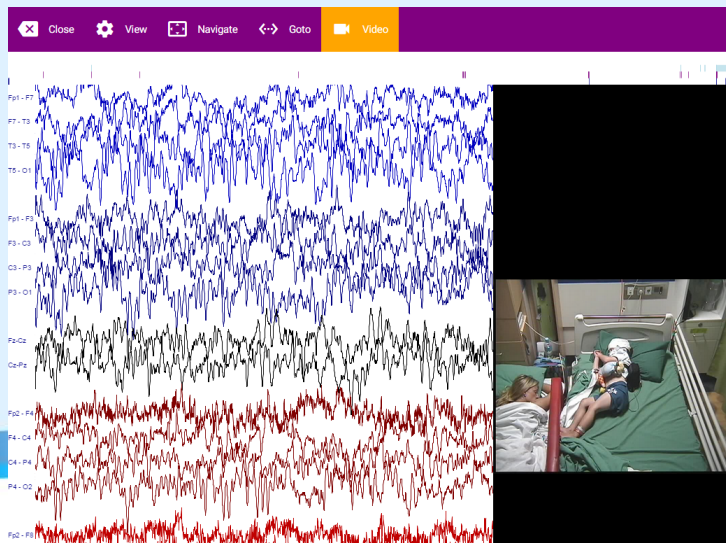
Full browser based reporting

- Generate report
- View report
- Edit report
- Sign report



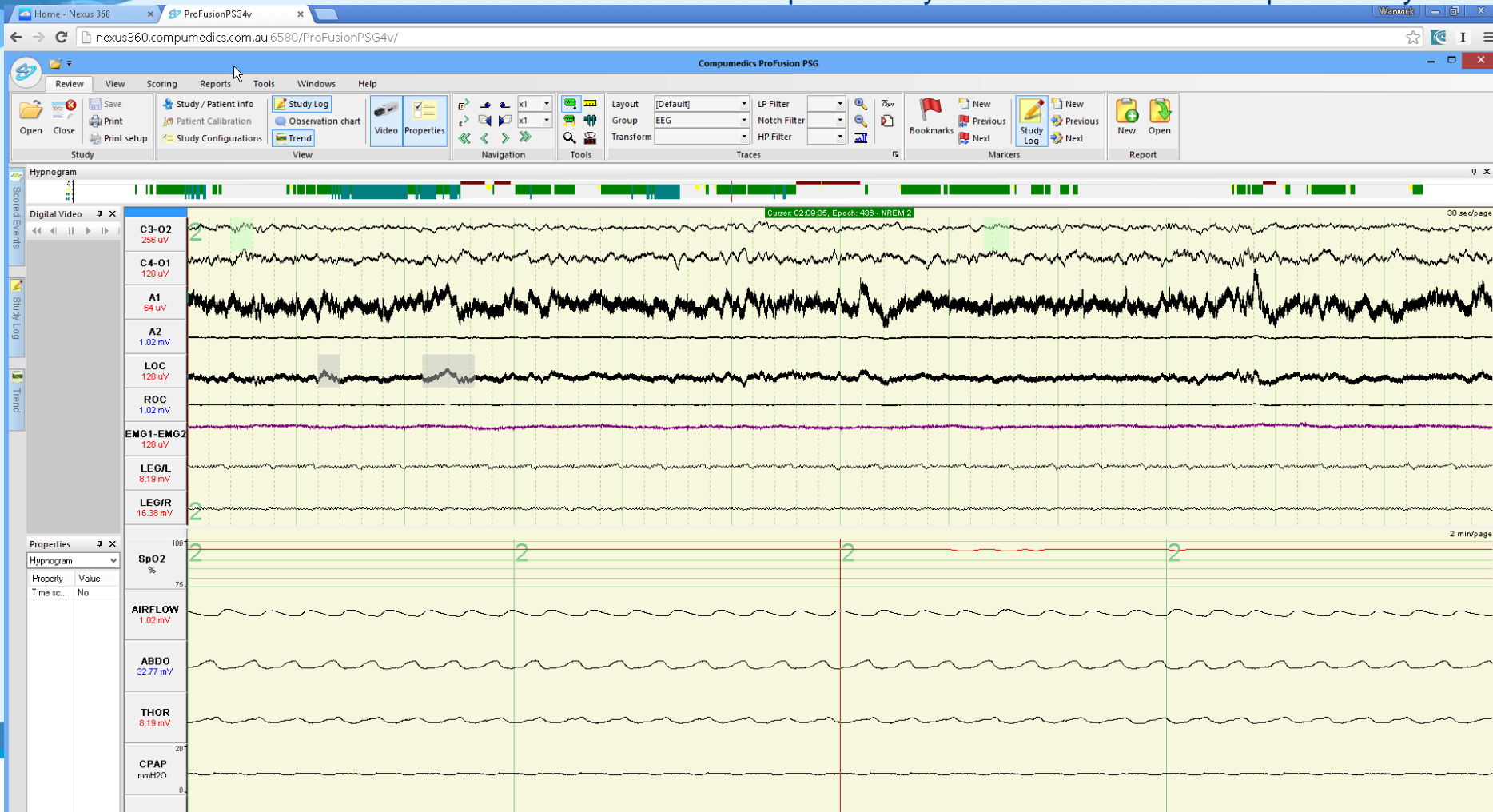
# Nexus360 – EEG web view

- Fully touch enabled EEG review
- Fully touch enabled EEG live view
- Including video



# Nexus360 – Advanced access

- Advanced access provide an identical user experience to the in laboratory native software.
- It requires a keyboard and mouse for full productivity





# Nexus360 - Security

- User based account login
- Group based security

User Groups

Welcome: admin

Groups for User Account: Admin

Select	Group	Description
✓	Lab Manager	Lab Manager
✓	Lab Physician	Lab Physician
✓	Patient	Patient
✓	Recording Tech	Recording Technician
✓	Ref Physician	Referring Physician
✓	Scorer	Scorer
✓	Secretary	Secretary
✓	System Admin	System Administrator

SAVE

BACK TO LIST



Home

Studies

Patients

Admin Tools

User Accounts

User Groups

Default Study  
Access

## User Accounts

Edit/Groups/Delete	User Name	First Name	Last Name
	▼   Contains...	▼   Contains...	▼   Contains...
	Admin		
	labman		
1 - 2 of 2 records			
<div> <div>1</div> <div>prev</div> <div>next</div> </div>			

ADD USER

# Nexus360 – What can you do?

- Group based user rights
- Discrete options on user actions
- Fine grained control

User Groups

Permissions for User Group: Lab Manager

Select	Permission	
<input checked="" type="checkbox"/>	Create Appointment	<input checked="" type="checkbox"/>
<input checked="" type="checkbox"/>	Create Patient	<input checked="" type="checkbox"/>
<input checked="" type="checkbox"/>	Create Questionnaire	<input checked="" type="checkbox"/>
<input checked="" type="checkbox"/>	Create Questionnaire Template	<input checked="" type="checkbox"/>
<input checked="" type="checkbox"/>	Create Report	<input checked="" type="checkbox"/>
<input checked="" type="checkbox"/>	Create Report Template	<input checked="" type="checkbox"/>
<input checked="" type="checkbox"/>	Create Service	<input checked="" type="checkbox"/>
<input checked="" type="checkbox"/>	Create Site	<input checked="" type="checkbox"/>
<input checked="" type="checkbox"/>	Create Study	<input checked="" type="checkbox"/>
<input checked="" type="checkbox"/>	Create Study Config	<input checked="" type="checkbox"/>
<input checked="" type="checkbox"/>	Create System Resources	<input checked="" type="checkbox"/>
<input type="checkbox"/>	Create User and Group	<input checked="" type="checkbox"/>
<input type="checkbox"/>	Default Study Access Permission	<input type="checkbox"/>
<input checked="" type="checkbox"/>	Delete Appointment	<input checked="" type="checkbox"/>
<input checked="" type="checkbox"/>	Delete Patient	<input checked="" type="checkbox"/>
<input checked="" type="checkbox"/>	Delete Questionnaire	<input type="checkbox"/>
<input checked="" type="checkbox"/>	Delete Questionnaire Template	<input checked="" type="checkbox"/>
<input checked="" type="checkbox"/>	Delete Report	<input checked="" type="checkbox"/>
<input checked="" type="checkbox"/>	Delete Report Template	<input checked="" type="checkbox"/>
<input checked="" type="checkbox"/>	Delete Service	<input type="checkbox"/>
<input checked="" type="checkbox"/>	Delete Site	<input checked="" type="checkbox"/>
<input checked="" type="checkbox"/>	Delete Study	<input checked="" type="checkbox"/>
<input checked="" type="checkbox"/>	Delete Study Config	<input checked="" type="checkbox"/>
<input checked="" type="checkbox"/>	Delete System Resources	<input checked="" type="checkbox"/>
<input checked="" type="checkbox"/>	Delete User and Group	<input type="checkbox"/>
	Edit Appointment	
	Edit Patient	
	Edit Questionnaire	
	Edit Questionnaire Template	
	Edit Report	
	Edit Report Template	
	Edit Service	
	Edit Site	
	Edit Study	
	Edit Study Config	
	Edit System Resources	
	Edit User and Group	
	Set Study to Completed	
	Sign Report	
	Study Access Permission	
	Unset Study to Completed	
	View Appointment	
	View Management Report	
	View Patient	
	View Questionnaire	
	View Questionnaire Template	
	View Report	
	View Report Template	
	View Service	
	View Site	
	View Study	
	View Study Config	
	View Study Log	
	View System Resources	
	View User and Group	

SAVE

BACK TO LIST



# Nexus360 – What can you see?

- You can define default study access by group
- This applied to all studies
- Can be based on:-
  - Service
  - Study Type
  - Site

## Default Study Access

Welcome: admin

Show 10 records

Group Name	Type	Sub Type
▽   Contains...	▽   Contains...	▽   Contains...
Lab Manager	Service	EEG Migration
Lab Manager	Service	Consultation
Lab Manager	Site	hhh
Lab Manager	Service	Sleep Service
Lab Manager	Service	Sleep Migration
Lab Manager	Service	EEG Consultation
Lab Manager	Service	EEG
Ref Physician	Study Type	Sleep
Ref Physician	Service	Sleep Migration

1 - 9 of 9 records

1 prev next

EDIT

# Nexus360 – Individual study

**Service Details** Welcome: admin

STUDY ACCESS DELETE STUDY

Service	Test	Documents
179	First Name	179
Last Name	Gender	
PLM	??	
Age	Date of Birth	
73	10/11/1928	
Service Type	Study Status	

**Study Access** Welcome: admin

The default study access is:

Lab Manager

Ref Physician

---

The study access for this study is:

Ref Physician

BACK TO STUDY LIST ADD STUDY ACCESS

- Individual studies can also have customised access
- Studies can be assigned to one or more groups for additional access

# Nexus360 – Advanced access

- Provides true platform independent access to full scoring and review software
- Browser independent HTML5 Solution

# Nexus360

Universal access to study data and reports from anywhere anytime  
on any device